

# Biotinylated Human SIRP alpha V2/CD172a Protein

Cat. No. SRP-HM4V2B

## Description

<b>Source</b>	Recombinant Biotinylated Human SIRP alpha V2/CD172a Protein is expressed from HEK293 with His tag and Avi tag at the C-Terminus. It contains Glu31-Arg369.
<b>Accession</b>	AAH26692.1
<b>Molecular Weight</b>	The protein has a predicted MW of 40 kDa. Due to glycosylation, the protein migrates to 55-65 kDa based on Bis-Tris PAGE result.
<b>Endotoxin</b>	Less than 1EU per ug by the LAL method.
<b>Purity</b>	> 95% as determined by Bis-Tris PAGE > 95% as determined by HPLC

## Formulation and Storage

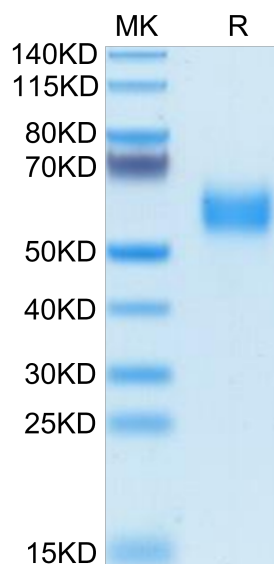
<b>Formulation</b>	Lyophilized from 0.22µm filtered solution in PBS (pH 7.4). Normally 8% trehalose is added as protectant before lyophilization.
<b>Reconstitution</b>	Centrifuge the tube before opening. Reconstituting to a concentration more than 100 µg/ml is recommended. Dissolve the lyophilized protein in distilled water.
<b>Storage</b>	-20 to -80°C for 12 months as supplied from date of receipt. -80°C for 3 months after reconstitution. Recommend to aliquot the protein into smaller quantities for optimal storage. Please minimize freeze-thaw cycles.

## Background

Signal regulatory protein  $\alpha$  (SIRP $\alpha$ ) is a regulatory membrane glycoprotein from SIRP family expressed mainly by myeloid cells and also by stem cells or neurons. SIRP $\alpha$  acts as inhibitory receptor and interacts with a broadly expressed transmembrane protein CD47 also called the "don't eat me" signal. Cancer cells highly expressed CD47 that activate SIRP  $\alpha$  and inhibit macrophage-mediated destruction.

## Assay Data

### Bis-Tris PAGE



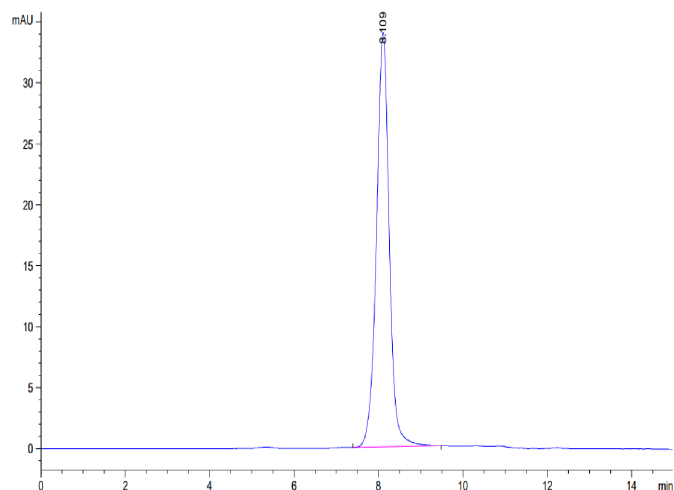
Biotinylated Human SIRP alpha V2/CD172a on Bis-Tris PAGE under reduced condition. The purity is greater than 95%.

### SEC-HPLC

# Biotinylated Human SIRP alpha V2/CD172a Protein

Cat. No. SRP-HM4V2B

## Assay Data

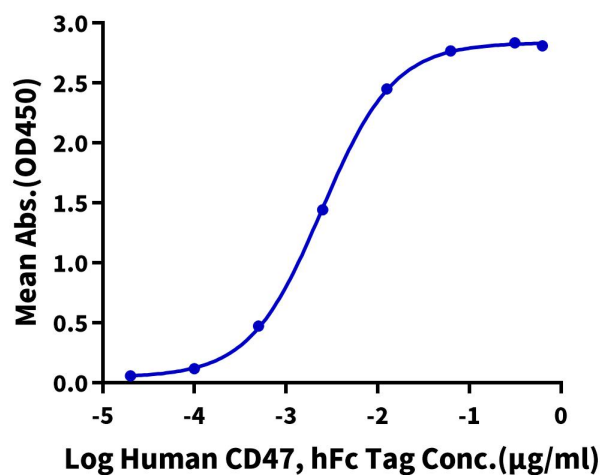


The purity of Biotinylated Human SIRP alpha V2/CD172a is greater than 95% as determined by SEC-HPLC.

## ELISA Data

### Biotinylated Human SIRP alpha V2, His Tag ELISA

0.2µg Biotinylated Human SIRP alpha V2, His Tag Per Well



Immobilized Biotinylated Human SIRP alpha V2, His Tag at 2µg/ml (100µl/well) on the streptavidin precoated plate (5µg/ml). Dose response curve for Human CD47, hFc Tag with the EC50 of 2.5ng/ml determined by ELISA (QC Test).